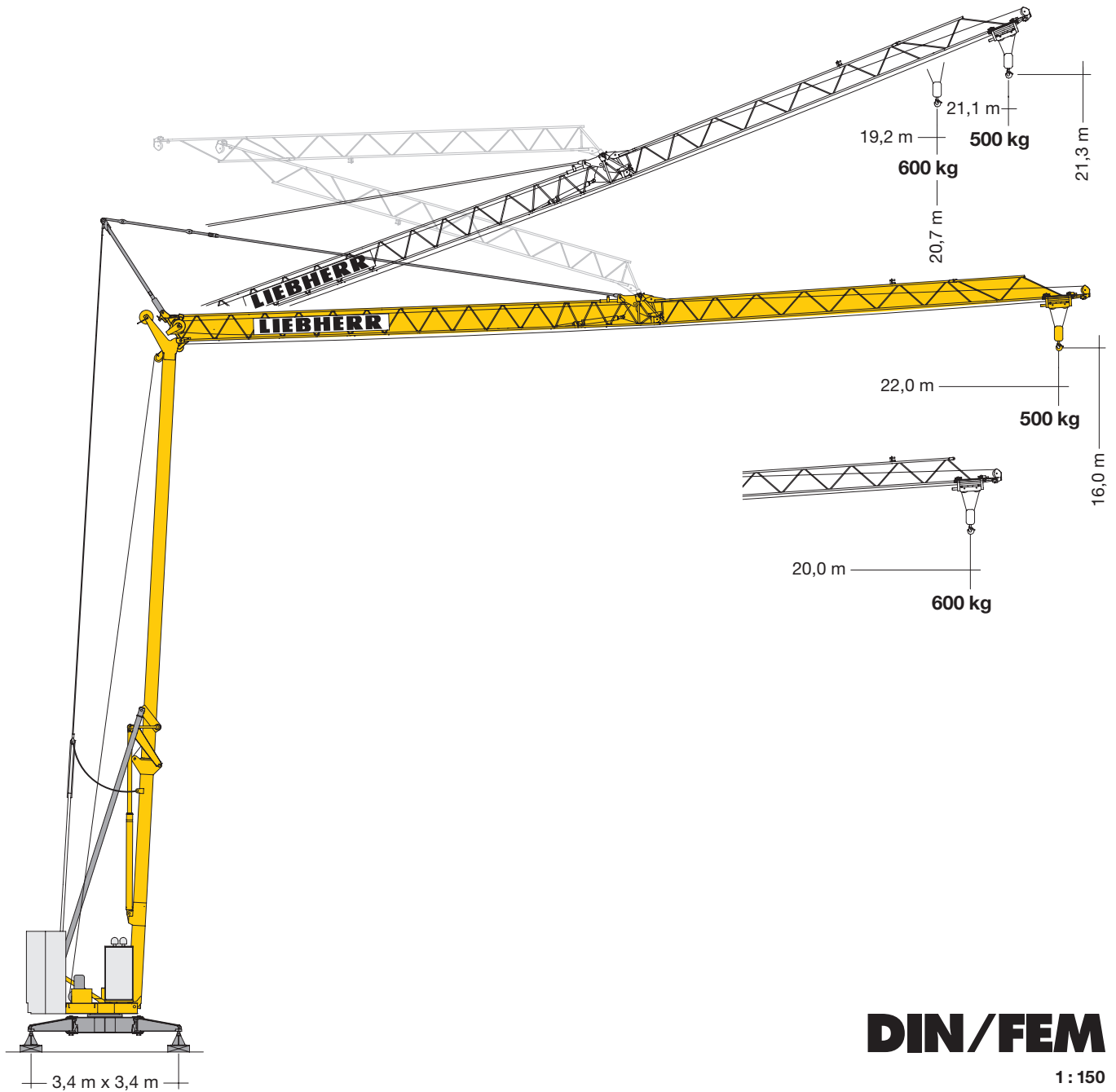
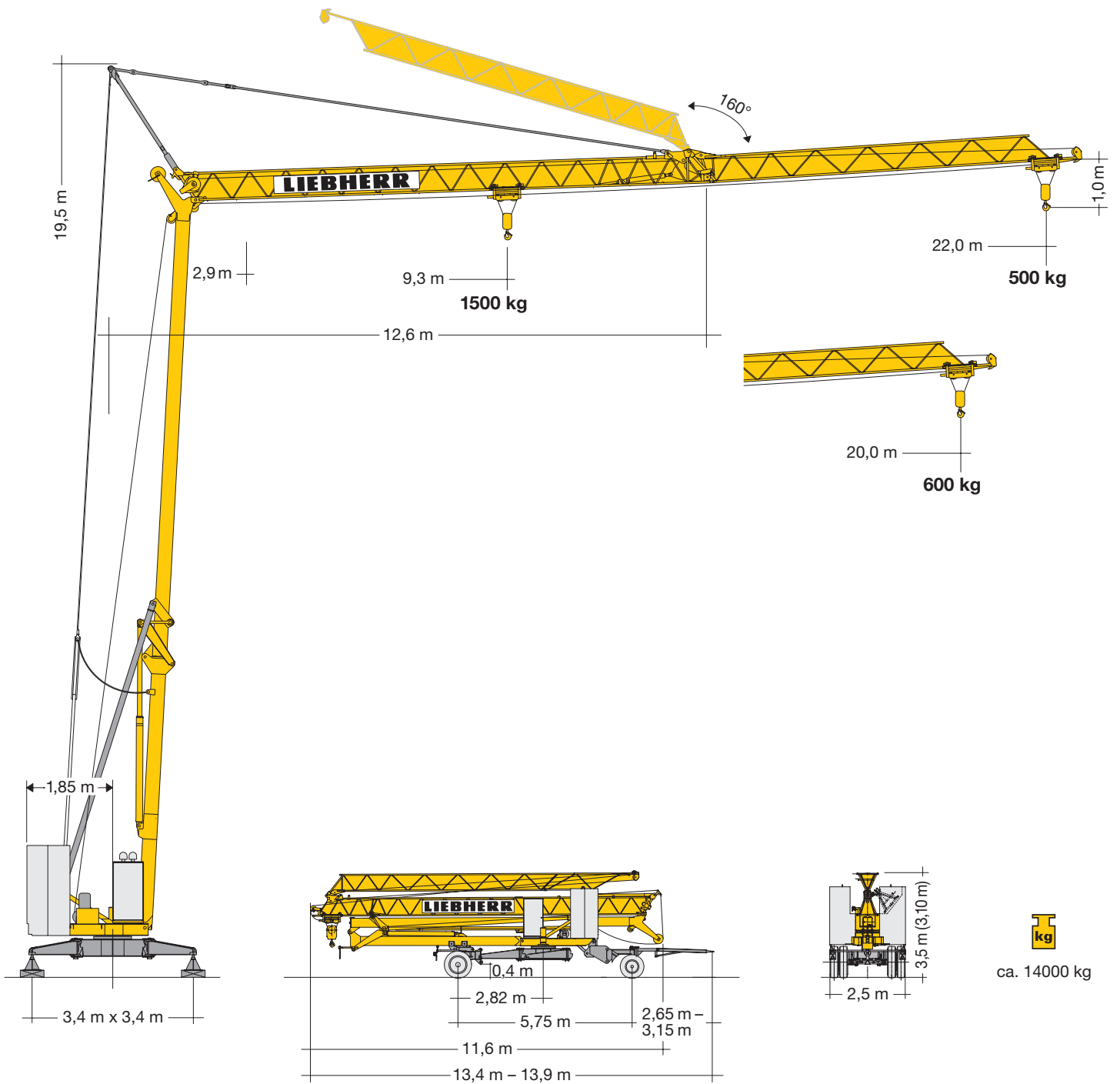


Turmdrehkran 13 H

Tower Crane / Grue à tour / Gru a torre
Grúa torre / Guindaste de torre



LIEBHERR



Gewicht

Weight / Poids / Peso / Peso / Pesos

	1 x 6650 kg	r = 1,85 m		5500 kg
--	-------------	------------	--	---------

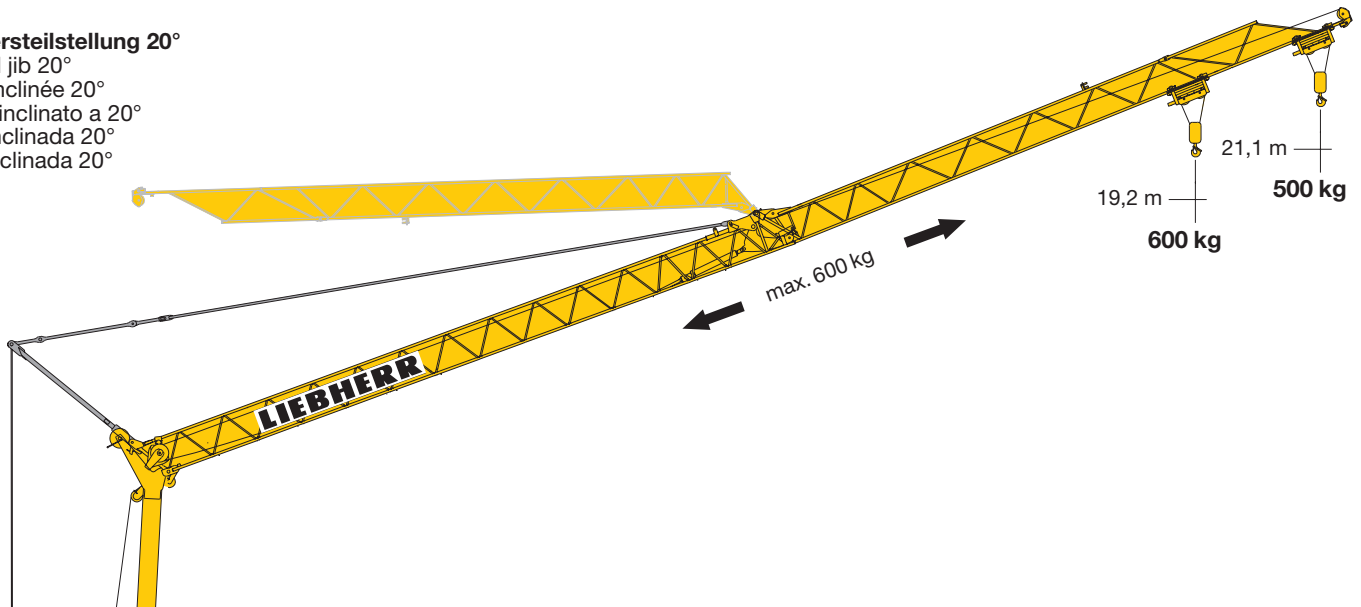
Ausladung und Tragfähigkeit

Radius and capacity / Portée et charge / Sbraccio e portata / Alcances y cargas / Alcance e capacidade de carga

m	m / kg	m/kg												
		10,0	11,0	12,0	13,0	14,0	15,0	16,0	17,0	18,0	19,0	20,0	21,0	22,0
22,0	2,9-9,3 1500	1360	1200	1080	970	890	810	750	690	650	600	570	530	500
20,0	2,9-9,7 1500	1440	1270	1140	1030	940	860	790	740	690	640	600		
11,6	2,9-10,7 1500	1500	1460	1370										

Auslegersteilstellung 20°

Elevated jib 20°
Flèche inclinée 20°
Braccio inclinato a 20°
Pluma inclinada 20°
Lança inclinada 20°



Antriebe

Driving units / Mécanismes d'entraînement / Azionamenti / Mecanismos / Mecanismos

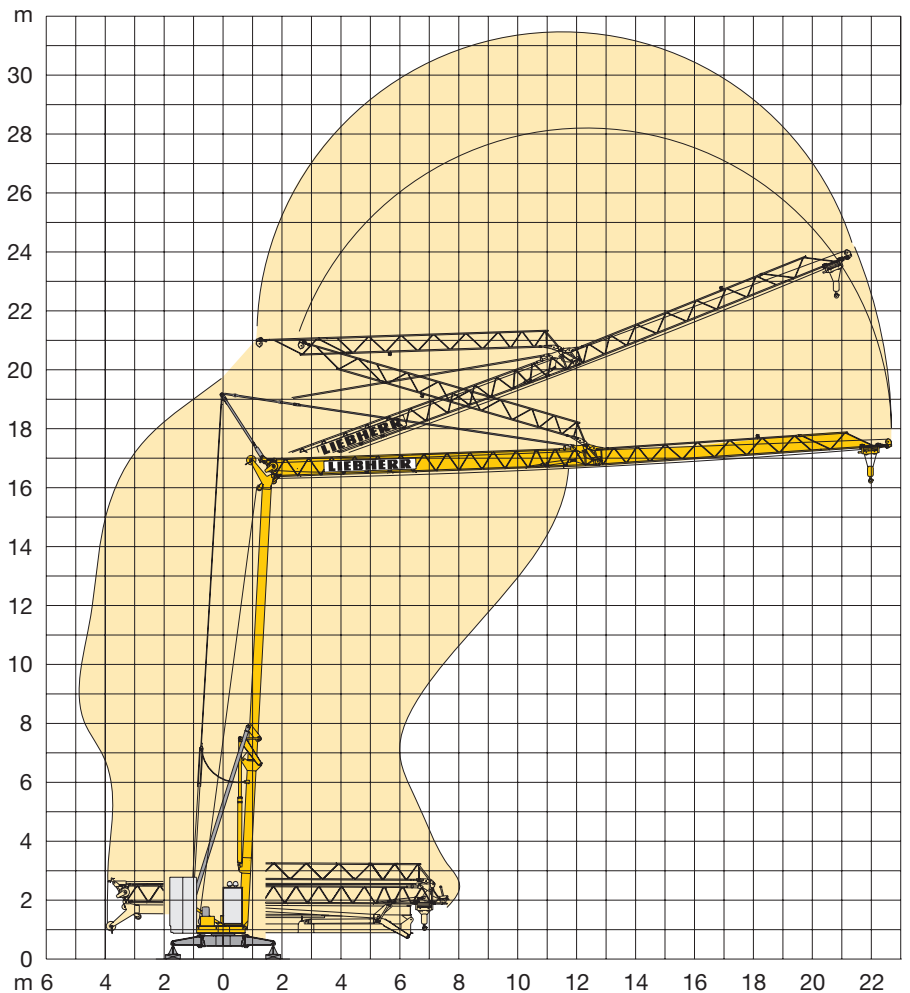
	230 V	400 V	
	U/min 0 ↔ 1,0 sl./min tr./min	U/min 0 ↔ 1,0 sl./min tr./min	1,1 kW FU
	6,0 ↔ 12,0 m/min	12,0 / 24,0 m/min	0,6 / 1,2 kW
	ca. 160°/min.	ca. 160°/min.	3,0 kW

	Stufe / Step / Cran Marcia / Velocidad Velocidade	kg	m/min
3,5 kW	230 V FU		
	1	1500	2,5
	2	1500	5,0
	3	750	10,0
	400 V KL		
	1	1500	4,0
	2	1500	12,5
	3	750	25,0
	400 V FU		
1	1500	2,5	
2	1500	12,5	
3	750	25,0	

BGL		C.0.05.0012
------------	--	-------------



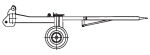


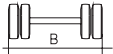




	230 V	Hz	A
30,0 m	3 x 2,5 mm ²	50	16,0

	400 V	Hz	kVA
100,0 m	5 x 4 mm ² KL/FU	50	8,0



Kolli-Liste

Packing List / Liste de colisage / Lista dei colli / Lista de contenido / Lista de embalagem

Pos. Item Rep. Voce Pos. Ref.	Anz. Qty. Qte Qta. Cant. Cant.				L (m)	B (m)	H (m)	kg	
1	1	Ausleger-Verlängerung 20,0 m – 22,0 m Jib extension / Rallonge de la flèche Elemento estensione braccio Prolongación de pluma / Extensão da lança			3,00	0,71	0,60	35	
2	1	Transportachse vorne, H-Adapter Road transport axle front, H adapter Essieux de transport avant, pièce d'adapt. H Assale anteriore, adattatore per H Eje de transporte delantero, adaptador H Eixo de transporte dianteiro, adaptador H	Tra 100 KY 6 Tra 100 KY 6 A			4,30	1,25	1,31	850
3	1	Transportachse hinten, H-Adapter Road transport axle behind, H adapter Essieux de transport arrière, pièce d'adapt. H Assale posteriore, adattatore per H Eje de transporte trasero, adaptador H Eixo de transporte traseiro, adaptador H	Tra 120 GY 1 A			1,60	2,50	1,20	1000
4	1	Transportachse vorne m. Zwischenadapter Road transport axle front w. adapter Essieux de transport avant a. pièce d'adapt. Assale anteriore con adattatore intermedio Eje de transporte delantero con adaptador intermedio Eixo de transporte dianteiro com adaptador intermédio	Tra 100 KY 6 Tra 100 KY 6 A			4,30	1,25	1,31	1050
5	1	Transportachse hinten m. Zwischenadapter Road transport axle behind w. adapter Essieux de transport arrière a. pièce d'adapt. Assale posteriore con adattatore intermedio Eje de transporte trasero con adaptador intermedio Eixo de transporte traseiro com adaptador intermédio	Tra 120 GY 1 A			1,75	2,50	1,25	1200

Konstruktionsänderungen vorbehalten!

Subject to alterations! / Sous réserves de modifications!
 Si fa riserva di modifiche! / ¡Sujeto a modificaciones!
 Salvo modificação da construoção!

Sämtliche Angaben erfolgen ohne Gewähr. / This information is supplied without liability.

Ces renseignements sont sans garantie. / Le indicazioni contenute si intendono salvo errori ed omissioni.
 Declinamos toda responsabilidad derivada de la información proporcionada.
 Declinamos qualquer responsabilidade quanto à informação fornecida.

120 P – 5044 H1 B3 DIN 15018 • BGL C.0.05.0012 / FEM (Section 1) Krangruppe A3 und OENORM T3 • 09.05 / 6

Printed in Germany.