

Turmdrehkran

Tower Crane / Grue à tour / Gru a torre
Grúa torre / Guindaste de torre

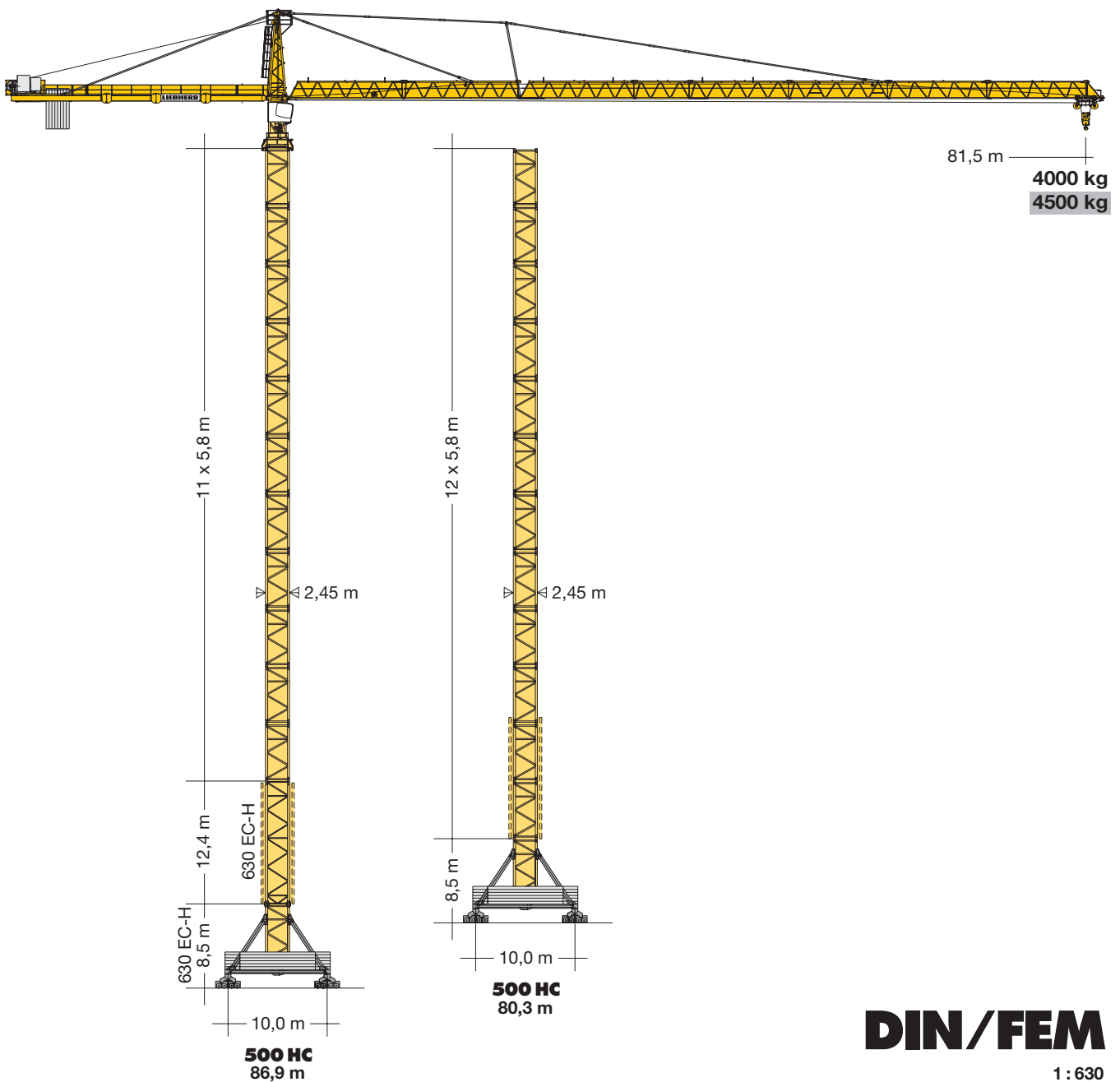
550 EC-H 12 FR.tronic®

550 EC-H 12 FR.tronic®
550 EC-H 12 Litronic®

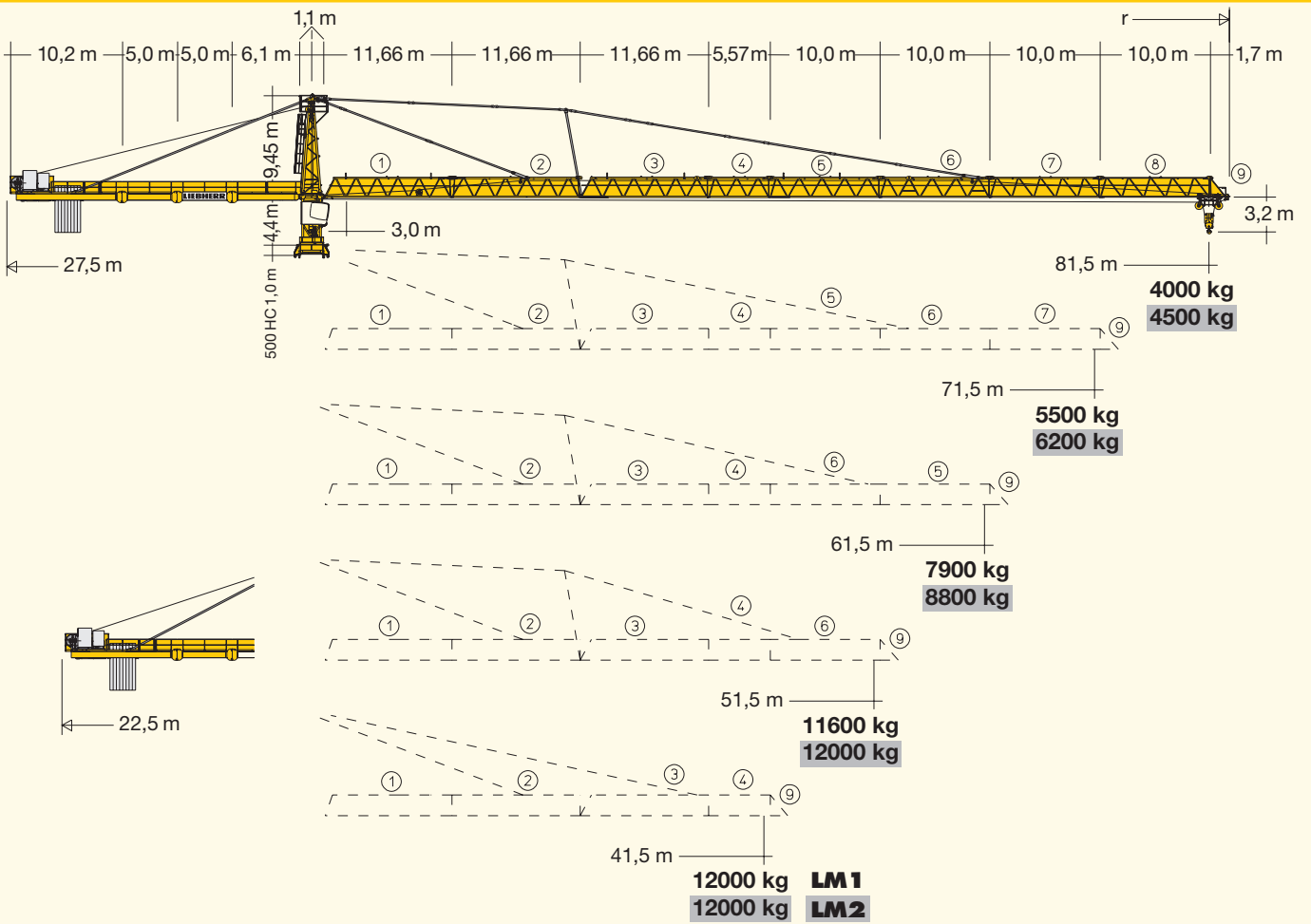
550 EC-H 12 Litronic®

550 EC-H 20 FR.tronic®
550 EC-H 20 Litronic®

550 EC-H 40 FR.tronic®
550 EC-H 40 Litronic®



LIEBHERR



Hubhöhe

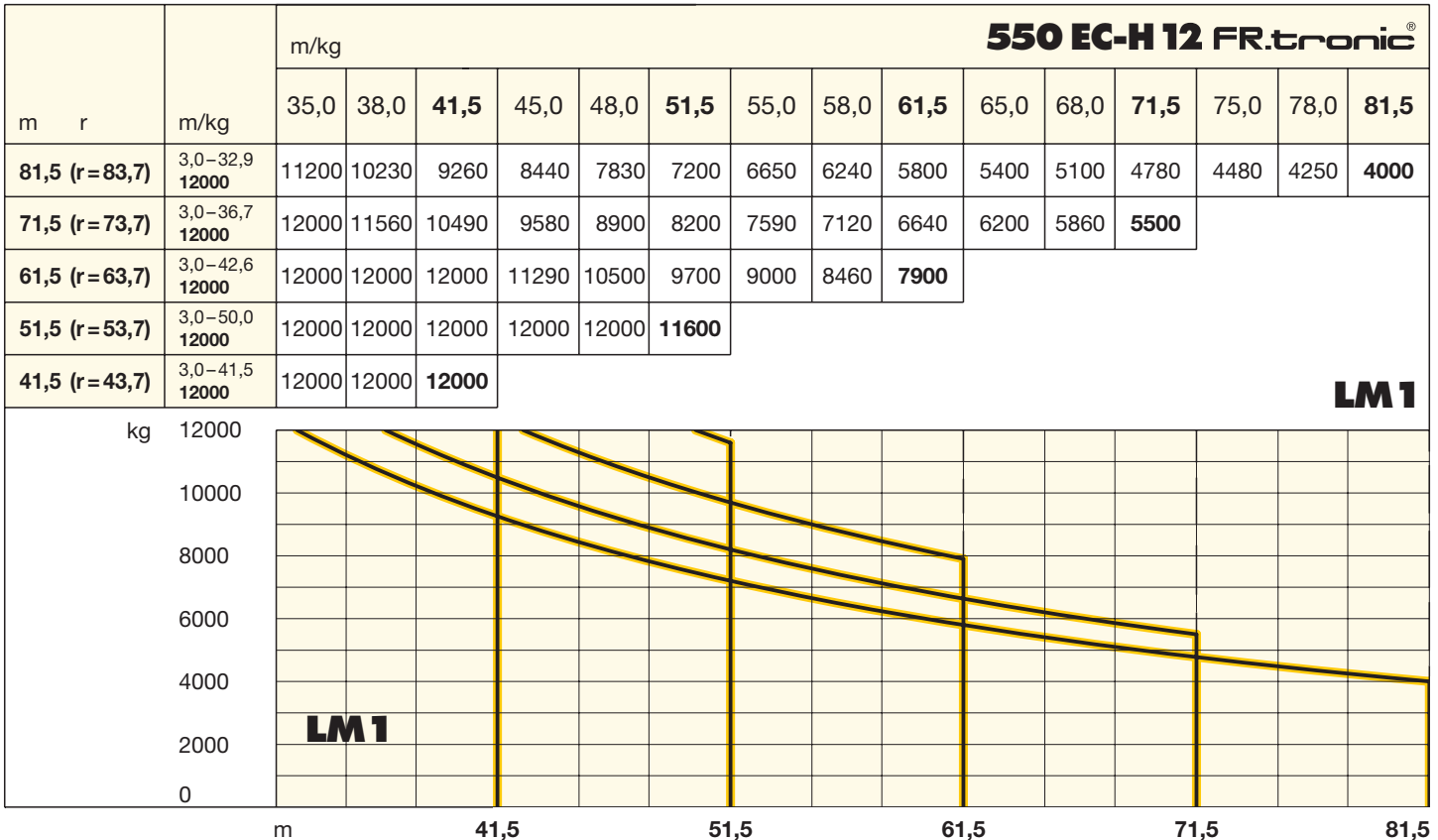
Hoisting height / Hauteur sous crochet / Altezza di sollevamento / Altura bajo gancho / Altura de montagem

500 HC				
13	78,0*	-	-	-
12	72,2*	80,3*	84,5*	-
11	66,4	74,5	78,7*	86,9*
10	60,6	68,7	72,9	81,1*
9	54,8	62,9	67,1	73,5
8	49,0	57,1	61,3	69,5
7	43,2	51,3	55,5	63,7
6	37,4	45,5	49,7	57,9
5	31,6	39,7	43,9	52,1
4	25,8	33,9	38,1	46,3
3	20,0	28,1	32,3	40,5
2	14,2	22,3	26,5	34,7
1	8,4	16,5	20,7	28,9
0	2,6	10,7	14,9	23,1
	m		m	

* Weitere Hubhöhen, Auslegerlängen sowie Klettern im Gebäude auf Anfrage. / Further hoist heights and jib lengths as well as climbing inside the building on request. / Autres hauteurs sous crochet et longueurs de flèche ainsi que hissage dans le bâtiment sur demande. / Ulteriori altezze gancho, lunghezze braccio così come telescopaggio all'interno dell'edificio: su richiesta. / Para alturas bajo gancho superiores, otros alcances y trepado en el interior del edificio, consultar. / Outras alturas de elevação, comprimentos de lança e subida no edifício: sob consulta..

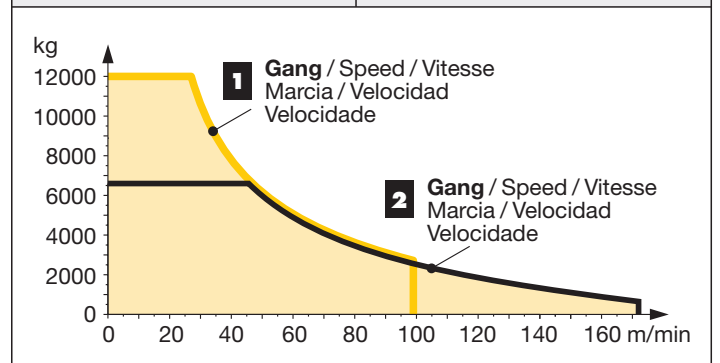
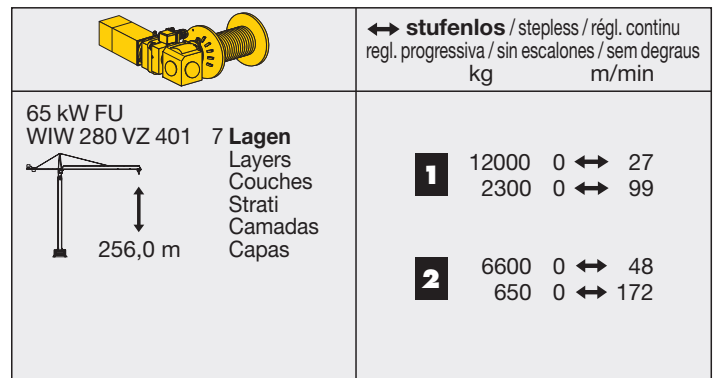
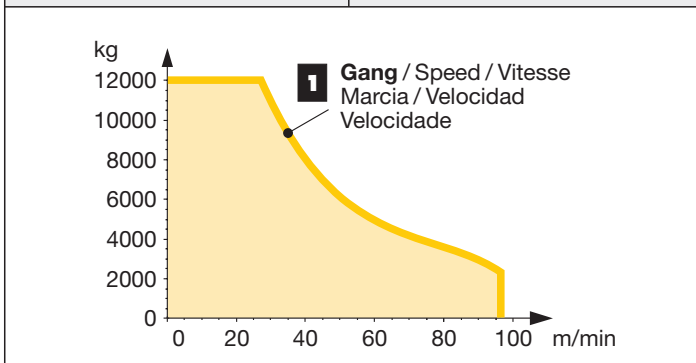
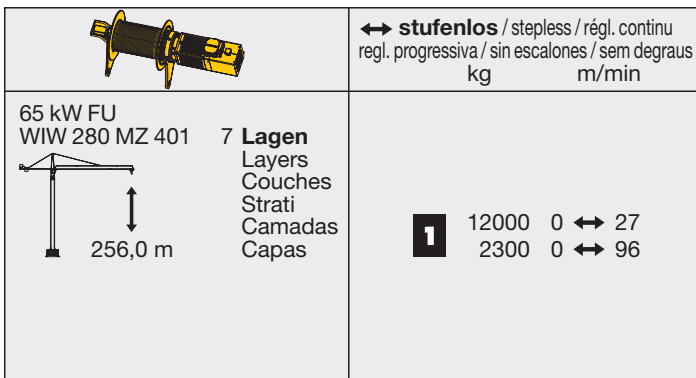
Ausladung und Tragfähigkeit

Radius and capacity / Portée et charge / Sbraccio e portata / Alcances y cargas / Alcance e capacidade de carga



Antriebe FR.tronic®/Litronic®

Driving units / Mécanismes d'entraînement / Azionamenti / Mecanismos / Mecanismos



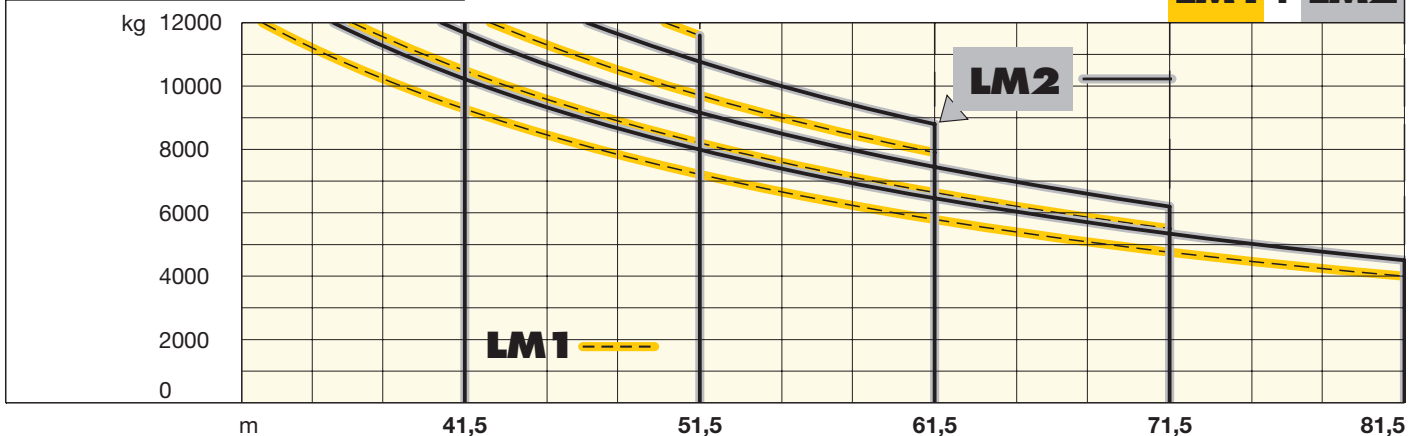
** Weitere Hublastdaten: siehe Betriebsanleitung. / Further hoist data: see instruction manual. / Autres données de la charge de levage: voir manuel d'instruction. / Altri dati sui carichi sollevati: consultare il manuale d'istruzione. / Alturas bajo grancho superiores según manual. / Outras tabelas de carga: consultar manual de instruções.

Ausladung und Tragfähigkeit

Radius and capacity / Portée et charge / Sbraccio e portata / Alcances y cargas / Alcance e capacidade de carga


		550 EC-H 12 Litronic®															
		m/kg															
m	r	m/kg	35,0	38,0	41,5	45,0	48,0	51,5	55,0	58,0	61,5	65,0	68,0	71,5	75,0	78,0	81,5
81,5	(r=83,7)	3,0-35,9 12000	12000	11270	10220	9330	8670	7990	7390	6930	6460	6030	5700	5340	5020	4770	4500
71,5	(r=73,7)	3,0-40,5 12000	12000	12000	11680	10670	9930	9160	8490	7980	7450	6970	6600	6200			
61,5	(r=63,7)	3,0-46,7 12000	12000	12000	12000	12000	11650	10770	10000	9410	8800						
51,5	(r=53,7)	3,0-51,5 12000	12000	12000	12000	12000	12000	12000									
41,5	(r=43,7)	3,0-41,5 12000	12000	12000	12000												

LM1 + LM2

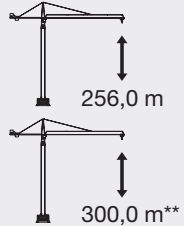


Antriebe FR.tronic®/Litronic®

Driving units / Mécanismes d'entraînement / Azionamenti / Mecanismos / Mecanismos



110 kW FU
WIW 300 VZ 417

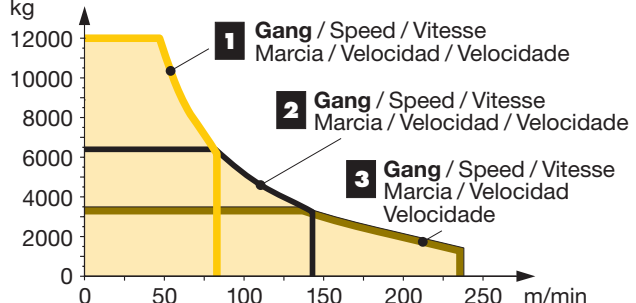


7 **Lagen**
Layers
Couches
Strati
Camadas
Capas

256,0 m
300,0 m**

↔ **stufenlos** / stepless / régl. continu
regl. progressiva / sin escalones / sem degraus
kg m/min






1	12000	0 ↔	47
	5400	0 ↔	83
2	6400	0 ↔	82
	2800	0 ↔	143
3	3500	0 ↔	137
	1100	0 ↔	238



1 Gang / Speed / Vitesse
Marcia / Velocidad / Velocidade



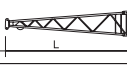



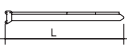



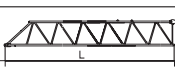

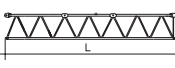

















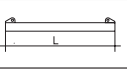



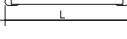

2 Gang / Speed / Vitesse
Marcia / Velocidad / Velocidade

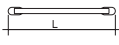
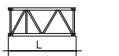
3 Gang / Speed / Vitesse
Marcia / Velocidad / Velocidade

	0 ↔ 0,6 sl./min tr./min	3 x 7,5 kW FU
	0 ↔ 91,0 m/min	10,5 kW FU
	25,0 m/min	4 x 7,5 kW
	kVA	 65 kW FU 65 kW FU 110 kW FU 104,0 104,0 146,0

LM 2 Abweichende Geschwindigkeiten und Betriebsbedingungen. Variant speeds and service conditions. / Vitesses et conditions de fonctionnement différentes. / Differenti velocità e condizioni di funzionamento. / Otras velocidades y características de funcionamiento. / Outras velocidades e características de funcionamento.

Litronic: kVA reduzierbar bei zu geringer Netz-Anschlussleistung, siehe BAL. / kVA can be reduced in case of too little power of the mains, see instruction manual. / kVA peut être réduit en cas de trop faible puissance du réseau, voir manuel d'instruction. / kVA riducibili in caso di potenza di rete ridotta (si veda manuale uso e manutenzione) / kVA variable para potencia de red demasiado pequeña, ver Manual de instrucciones. / kVA reduzível no caso de capacidade da rede elétrica muito baixa, ver manual de instruções.

Kranoberteil		Upper part of crane / Partie supérieure de grue / Parte superiore della gru							
Pos. Item Rep. Voce Pos. Ref.	Anz. Qty. Qta. Cant.			L (m)	B (m)	H (m)			kg*
1	1	Drehbühne kpl. / Slewing platform cpl. Ensemble mât-cabine cpl. / Piattaforma girevole compl. / Conjunto plataforma de giro / Plataforma giratória compl.			6,82	2,90	3,25		17000
2	1	Turmspitze / Tower head Porte-flèche / Cuspide / Cabeza de torre Cabeça de apoio de lança			9,40	1,78	1,91		5450
3	1	Gegenausleger-Kopfstück / Counter-jib head Pointe de contre-flèche / Testa di controbraccio Tramo punta de contrapluma / Cabeça de contra-lança			10,30	2,42	1,05		4630
4	1	Gegenausleger-Anlenkstück / Counter-jib heel section / Pied de contre-flèche / Settore articolato di controbraccio / Tramo primero-contrapluma Base articulada da contra-lança			6,34	1,93	1,05		2700
5	2	Gegenausleger-Zwischenstück / Intermediate counter-jib section / Élément interm. de contre-flèche Spezzione di controbraccio / Tramo intermedio de contrapluma / Peça suplementar da contra-lança			5,20	1,86	1,05		2305
6	1	Ausleger-Anlenkstück / Jib heel section Pied de flèche / Settore articolato di braccio Pluma tramo primero / Base articulada de lança			12,03	1,74	2,30		① 4180
7	1	Ausleger-Zwischenstück / Intermediate jib section Élément intermédiaire de flèche / Spezzione di braccio Tramo intermedio pluma / Peça suplementar da lança			12,02	1,74	1,98		② 3000
1	6,00				1,74	1,96		④ 1250	
1	12,02				1,74	1,96		③ 2400	
1	10,40				1,74	1,96		⑤+⑥ 1850	
1	10,40				1,74	1,96		⑦ 1545	
1	10,40				1,74	1,96		⑧ 1140	
8	1	Ausleger-Kopfstück / Jib head section Pointe de flèche / Punta freccia Tramo punta de pluma / Cabeça de lança			1,86	1,74	1,96		⑨ 320
9	1	Laufkatze und Lasthaken / Trolley and hook Chariot de distribution et crochet / Carrello con gancio Carrito y gancho / Carro de ponte e gancho			2,40	2,14	1,40		1350
10	1	Hubwerkseinheit (65 kW) / Hoist gear unit / Treuil de levage / Gruppo meccanismo sollevamento / Mecanismo de elevación / Grupo de mecanismo elevatório			280 VZ	2,06	2,69	1,60	4250
11	1	Ausleger-Abspannbock I / Jib gantry I Chevalet de haubange de flèche I / Tirante braccio I Caballete de pluma I / Cavalete de lança I			8,20	0,48	1,41		780
Turm		Tower / Mât / Torre Torre / Torre							
12	12	Turmstück / Tower section Élément de mât / Elemento di torre Tramo torre / Torre			500 HC	6,28	2,45	2,45	6480
Klettereinrichtung		Climbing equipment / Equipement de télescopage / Attrezzatura per allungamento della gru Equipo de trepado / Acesórios p. subida no edifício							
13	1	Führungstück kpl., geteilt / Guide section cpl., split / Cage télescopique cpl., devisée / Gabbia di sopraelevazione compl., suddivisa / Torre de montaje, dividida / Peça de guia, subdividida			500 HC	12,39	2,75	1,58	8950
14	1	Hydraulikanlage, Stütz- und Klettertraverse / Hydraulic unit, supporting and climbing cross members / Système hydraulique avec traverses d'appui et de télescopage / Sistema idraulico, traversa di appoggio e allungamento gru / Sistema hidráulico con traviesa de apoyo y trepado / Instalação hidráulica, travessa de apoio e subida			500 HC	2,10	1,10	1,00	1710
Unterwagen		Undercarriage / Châssis / Carro della gru Carro con mástil / Carro de guindaste							
15	4	Ausgleichsschwinge mit Schwingenlager / Pivot for wheel box / Chape pour bogie / Bilanciere di equilibratura con cuscinetto bilanciere / Balancim Balancim com suporte			500 HC	1,60	0,72	1,48	1470
16	4	Fahrschemel mit Antrieb / Rail bogie with drive Bogie moteur / Telaio con gruppo propulsore Caja rodillo motriz / Quadro sem grupo de propulsão			500 HC	1,45	0,82	0,72	1110
17	4	Fahrschemel ohne Antrieb / Rail bogie without drive / Bogie fou / Telaio senza gruppo propulsore / Caja rodillo conducido Quadro com grupo de propulsão			500 HC	1,30	0,40	0,72	760
18	1	Tragholm lang / Long support arm Longeron long / Longherone lungo Brazo soporte largo / Travessa comprida			500 HC	7,32	0,92	0,93	2330
19	2	Tragholm kurz / Short support arm Longeron court / Longherone corto Brazo soporte corto / Travessa curta			500 HC	7,14	0,80	0,90	2135
20	4	Randträger / Border support Traverse / Supporti base Traviesa / Apoio de bordo			500 HC	9,30	0,14	0,14	510

Pos. Item Rep Voce Pos. Ref.	Anz. Qty. Qté. Qta. Cant. Cant.				L (m)	B (m)	H (m)	kg*	
21	4	Stützholm / Support strut Hauban de châssis / Correnti di appoggio Tirante vertical / Travessa de apoio			500 HC	6,98	0,26	0,34	1140
22	1	Unterswagen-Turmstück / Undercarriage tower section / Mât de châssis / Elemento di torre del carro / Tramo de carro / Peça de torre do chassis			500 HC	6,61	2,44	2,44	7930
23	1	Kiste mit Kleinteilen, Seilen / Crate with small parts, ropes Caisse contenant des accessoires, câbles / Cassa con minuteria, funi Caja con piezas pequeñas, cables / Caixa com peças pequenas, cabos			500 HC	2,00	1,00	1,00	1000

* **Einzelgewichte.** / Single weights. / Poids individuels. / Pesi di componenti. / Pesos unitarios. / Pesos de peças componentes.

Konstruktionsänderungen vorbehalten!

Subject to alterations! / Sous réserves de modifications!
Si fa riserva di modifiche! / ¡Sujeto a modificaciones!
Salvo modificação da construçao!

Sämtliche Angaben erfolgen ohne Gewähr. / This information is supplied without liability.

Ces renseignements sont sans garantie. / Le indicazioni contenute si intendono salvo errori ed omissioni.
Declinamos toda responsabilidad derivada de la información proporcionada. / Declinamos qualquer
responsabilidade quanto à informação fornecida.