

# Turmdrehkran

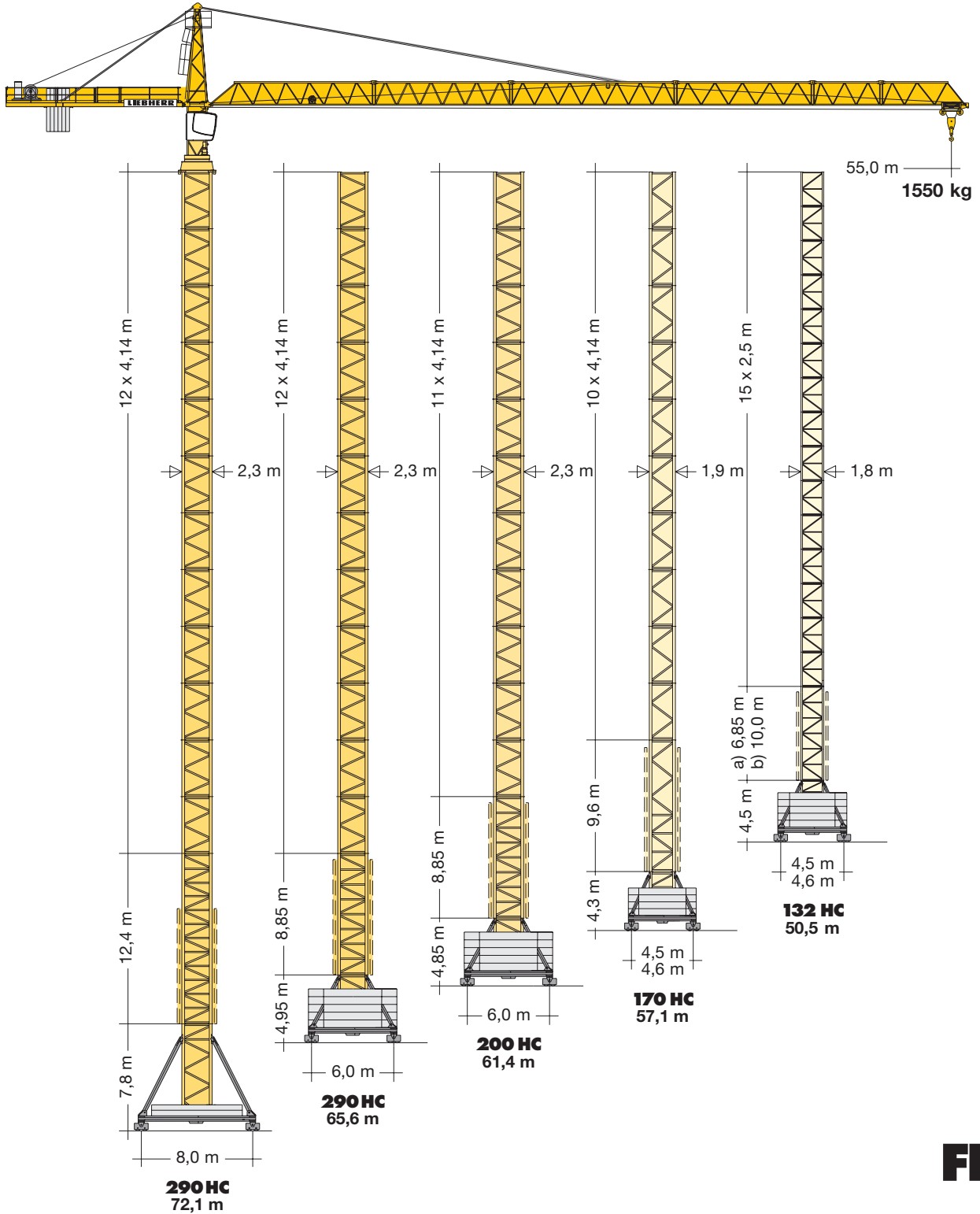
Tower Crane / Grue à tour / Gru a torre  
Grúa torre / Guindaste de torre

## 132 EC-H 10 FR.tronic®

132 EC-H 8 FR.tronic®

132 EC-H 8 Litronic®

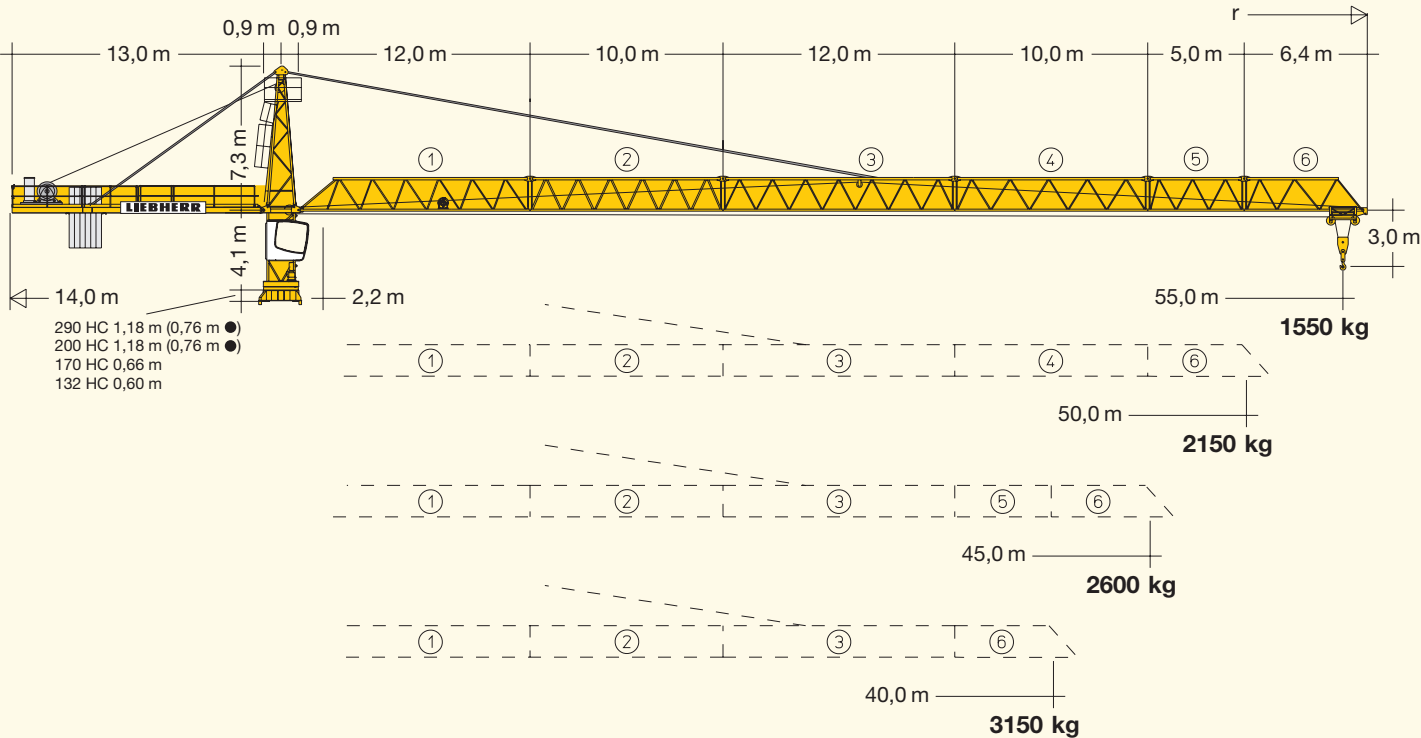
▶ 132 EC-H 10 FR.tronic®



**FEM**

1 : 425

# LIEBHERR



- 290 HC 1,18 m (0,76 m) ●
- 200 HC 1,18 m (0,76 m) ●
- 170 HC 0,66 m
- 132 HC 0,60 m

● = siehe Betriebsanleitung. / see instruction manual. / voir manuel d'instruction.  
vedasi le istruzioni sull'uso. / superiores según manual. / consultar manual de instruções.

## Hubhöhe

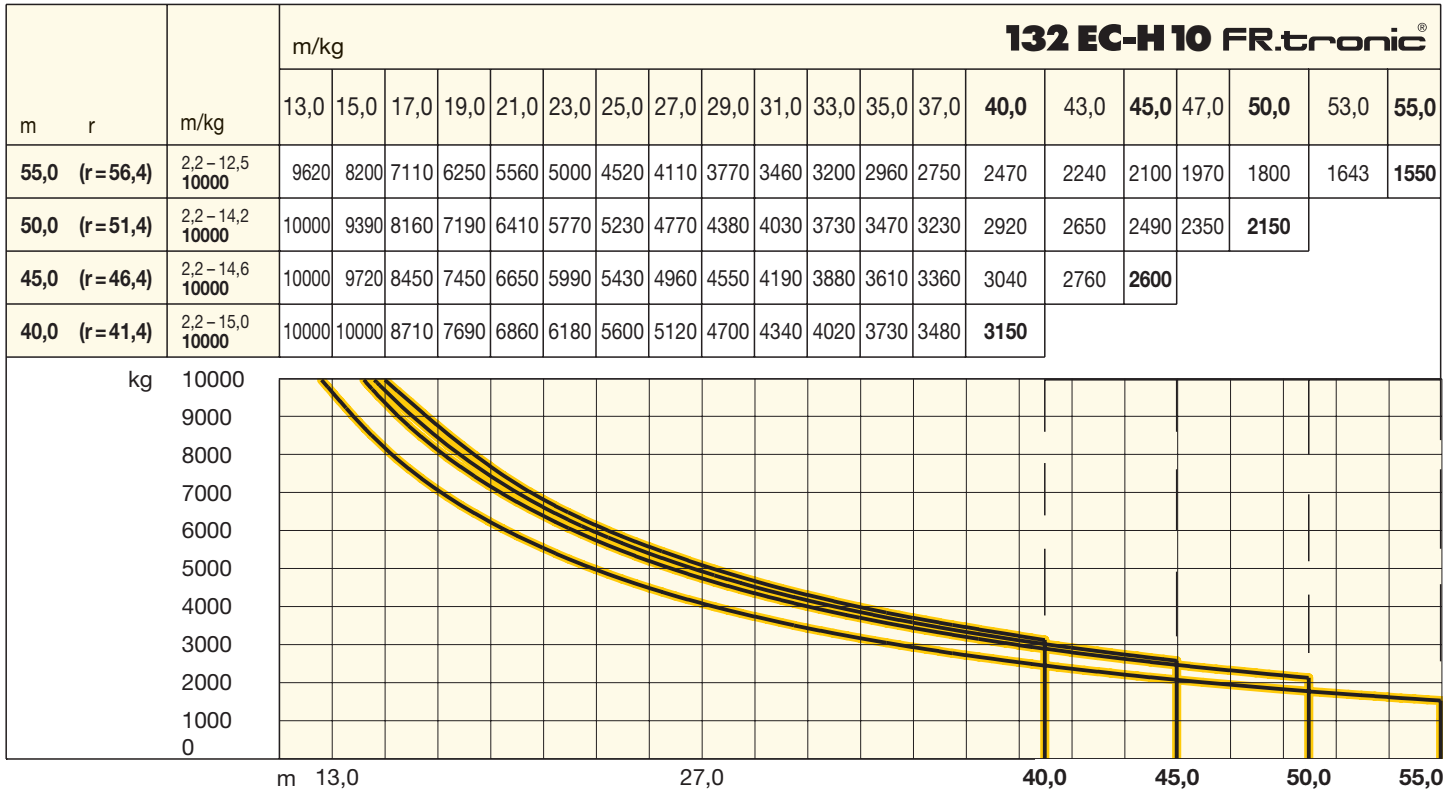
Hoisting height / Hauteur sous crochet / Altezza di sollevamento / Altura bajo gancho / Altura de montagem

		132 HC										
16	-	-	-	-	-	48,8*	-	-	-	-	-	
15	50,5*	-	50,0*	-	-	46,3*	-	-	-	-	-	
14	48,0*	-	47,5*	-	45,1*	43,8	47,0*	45,2*	-	45,0*	-	
13	45,5	48,7*	45,0	48,2*	42,6*	45,8*	41,3	44,5*	42,7*	42,5*	-	
12	43,0	46,2*	42,5	45,7*	40,1	43,3*	38,8	42,0	40,2	43,4*	40,0	
11	40,5	43,7	40,0	43,2	37,6	40,8	36,3	39,5	37,7	40,9*	37,5	
10	38,0	41,2	37,5	40,7	35,1	38,3	33,8	37,0	35,2	38,4	35,0	
9	35,5	38,7	35,0	38,2	32,6	35,8	31,3	34,5	32,7	35,9	32,5	
8	33,0	36,2	32,5	35,7	30,1	33,3	28,8	32,0	30,2	33,4	30,0	
7	30,5	33,7	30,0	33,2	27,6	30,8	26,3	29,5	27,7	30,9	27,5	
6	28,0	31,2	27,5	30,7	25,1	28,3	23,8	27,0	25,2	28,4	25,0	
5	25,5	28,7	25,0	28,2	22,6	25,8	21,3	24,5	22,7	25,9	22,5	
4	23,0	26,2	22,5	25,7	20,1	23,3	18,8	22,0	20,2	23,4	20,0	
3	20,5	23,7	20,0	23,2	17,6	20,8	16,3	19,5	17,7	20,9	17,5	
2	18,0	21,2	17,5	20,7	15,1	18,3	13,8	17,0	15,2	18,4	15,0	
1	15,5	18,7	15,0	18,2	12,6	15,8	11,3	14,5	12,7	15,9	12,5	
0	a) 13,0	b) 16,2	a) 12,5	b) 15,7	a) 10,1	b) 13,3	a) 8,8	b) 12,0	a) 10,2	b) 13,4	a) 10,0	b) 13,2
	m		m		m		m		m		m	

\* Weitere Hubhöhen, Auslegerlängen sowie Klettern im Gebäude auf Anfrage. / Further hoist heights and jib lengths as well as climbing inside the building on request. / Autres hauteurs sous crochet et longueurs de flèche ainsi que hissage dans le bâtiment sur demande. / Ulteriori altezze gancho, lunghezze braccio così come telescopaggio all'interno dell'edificio: su richiesta. / Para alturas bajo gancho superiores, otros alcances y trepado en el interior del edificio, consultar. / Outras alturas de elevação, comprimentos de lança e subida no edifício: sob consulta.

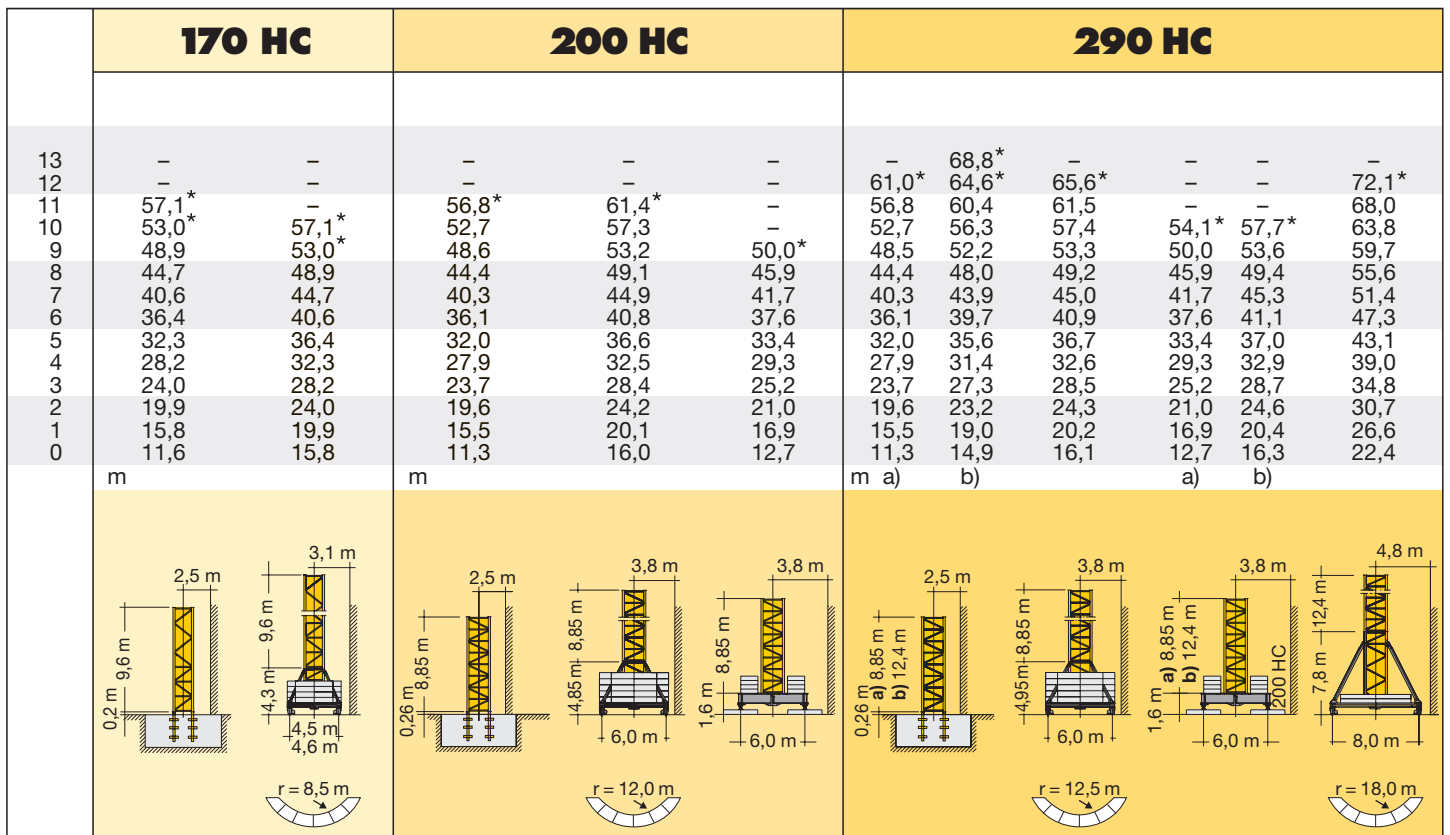
# Ausladung und Tragfähigkeit

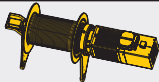
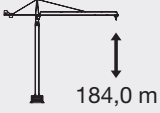

Radius and capacity / Portée et charge / Sbraccio e portata / Alcances y cargas / Alcance e capacidade de carga

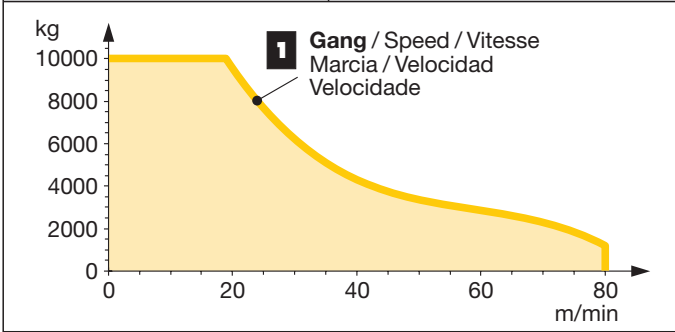


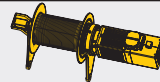
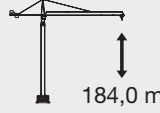

# Hubhöhe

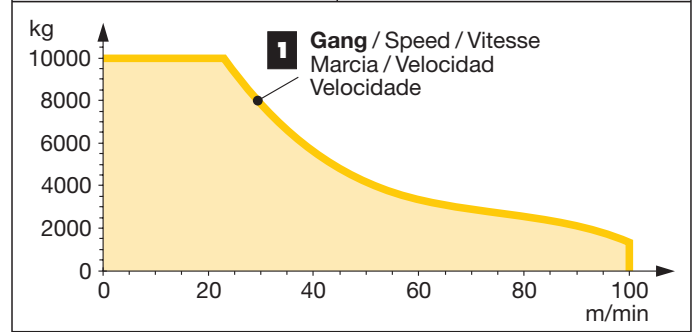
Hoisting height / Hauteur sous crochet / Altezza di sollevamento / Altura bajo gancho / Altura de montagem



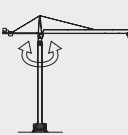
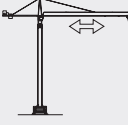


	↔ <b>stufenlos</b> / stepless / régl. continu regl. progressiva / sin escalones / sem degraus kg m/min
37 kW FU WIW 250 MZ 402 6 <b>Lagen</b> Layers Couches Strati Camadas Capas  184,0 m	 10000 0 ↔ 19 1150 0 ↔ 80
max. 261,0 m**	





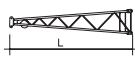





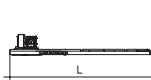

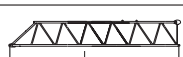

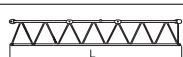









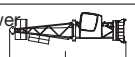

	↔ <b>stufenlos</b> / stepless / régl. continu regl. progressiva / sin escalones / sem degraus kg m/min
45 kW FU WIW 260 MZ 401 6 <b>Lagen</b> Layers Couches Strati Camadas Capas  184,0 m	 10000 0 ↔ 23 1200 0 ↔ 100
max. 261,0 m**	



\*\* Weitere Hublastdaten: siehe Betriebsanleitung. / Further hoist load data: see instruction manual. / Autres données de la charge de levage: voir manuel d'instruction. / Altri dati sui carichi sollevati: consultare il manuale d'istruzione. / Alturas bajo gráncho superiores segun manual. / Outras tabelas de carga: consultar manual de instruções.

	U/min 0 ↔ 0,8 sl./min tr./min	1 x 7,5 kW FU
	0 ↔ 100,0 m/min	5,5 kW FU
	25,0 m/min	2 x 4,0 kW (132 HC) 2 x 7,5 kW (290 HC) 2 x 5,5 kW (200 HC, 170 HC)
 <b>kVA</b>		37 kW FU    45 kW FU 47,0            54,0

Montagegewichte: siehe Betriebsanleitung. / Erection weights: see instruction manual. / Poids de montage: voir manuel de service.  
 Pesì di montaggio: vedasi le istruzioni sull'uso. / Peso para el montaje: según manual. / Pesos de montagem: vejãem-se as instruções p. uso.

<b>Kranoberteil</b>		<b>Upper part of crane / Partie supérieure de grue / Parte superiore della gru</b>		<b>L (m)</b>	<b>B (m)</b>	<b>H (m)</b>	<b>kg*</b>
Pos. Item Rep. Voce Pos. Ref.	Anz. Qty. Qta. Cant. Cant.						
<b>Kabine mit Drehbühne / Cabin with slewing platform</b>				132 HC 5,15	2,44	2,48	6900
Cabine avec ensemble mât-cabine / Cabina con piattaforma girevole / Plataforma de giro				170 HC 5,20	2,45	2,65	7200
Cabina com plataforma giratória				200 HC 6,00	2,74	2,65	7500
				290 HC 6,00	2,74	2,65	7500
1	1						
<b>Turmspitze / Tower head section</b>				7,30	1,48	1,70	1870
Porte-flèche / Testa porta-braccio							
Cabeza de torre / Cabeça de apoio de lança							
2	1						
<b>Hubwerkseinheit 37 kW / Hoist gear unit / Treuil de levage</b>				2,34	2,20	1,70	2700
Gruppeno meccanismo sollevamento / Mecanismo de elevación / Grupo de mecanismo elevatório							
3	1						
<b>Gegenausleger / Counter-jib</b>				13,11	2,42	0,57	2700
Contre-flèche / Controbraccio							
Contrapluma / Contra-lança							
4	1						
<b>Gegenausleger mit Hubwerkseinheit</b>				13,11	2,42	2,20	7200
Counter-jib with hoist gear unit / Contre-flèche avec treuil de levage / Controbraccio con gruppo meccanismo sollevamento / Contrapluma con mecanismo de elevación / Contra-lança com grupo de mecanismo elevatório							
5	1						
<b>Ausleger-Anlenkstück / Jib heel section</b>				12,24	1,58	1,79	① 1970
Pied de flèche / Settore articolato di braccio							
Pluma tramo primero / Base articulada de lança							
6	1						
<b>Ausleger-Zwischenstück / Intermediate jib section</b>				12,30	1,25	1,70	③ 1380
Élément intermédiaire de flèche / Spezzone di braccio							
Tramo intermedio pluma / Peça suplementar da lança							
7	1						
<b>Ausleger-Zwischenstück / Intermediate jib section</b>				10,30	1,25	1,70	② 1160
Élément intermédiaire de flèche / Spezzone di braccio							
Tramo intermedio pluma / Peça suplementar da lança							④ 800
8	2						
<b>Ausleger-Zwischenstück / Intermediate jib section</b>				5,25	1,25	1,68	⑤ 370
Élément intermédiaire de flèche / Spezzone di braccio							
Tramo intermedio pluma / Peça suplementar da lança							
9	1						
<b>Ausleger-Kopfstück / Jib head section</b>				6,51	1,43	1,88	⑥ 440
Pointe de flèche / Punta freccia							
Tramo punta de pluma / Cabeça de lança							
10	1						
<b>Laufkatze und Lashaken / Trolley and hook</b>				1,90	1,42	1,38	930
Chariot de distribution et crochet / Carrello con gancio							
Carro e gancho / Carro de ponte e gancho							
11	1						
<b>Drehbühne und Turmspitze / Slewing platform and tower head section</b>				132 HC 12,20	2,45	2,62	8870
Ensemble mât-cabine et porte-flèche				170 HC 12,20	2,45	2,62	9070
Piattaforma girevole e cuspidè / Plataforma de giro y cabeza torre / Plataforma giratória e cabeça de torre				200 HC 12,70	2,74	2,65	9270
				290 HC 12,70	2,74	2,65	9270
12	1						
<b>Ausleger- und Gegenausleger-Abspannung / Jib and counter-jib suspension</b>				8,20	0,55	0,12	915
Haubanlage de flèche et de contre-flèche / Attrezzatura di ancoraggio di braccio e controbraccio							
Tirantes de sost en pluma y contrapluma / Grupo de ancoragem de lança e contra-lança				5,87	0,20	0,16	170
13	1						
<b>Turm</b>		<b>Tower / Mât / Torre</b>					
<b>Torre / Torre</b>							
14	15	<b>Turmstück / Tower section</b>		132 HC 2,50	1,80	1,80	1090
	10	Élément de mât / Elemento di torre		170 HC 4,14	1,90	1,90	1850
	11	Tramo torre / Torre		200 HC 4,14	2,30	2,30	2240
	12			290 HC 4,14	2,30	2,30	2300
15	7	<b>Turmstück lang / Long tower section</b>		132 HC 5,0	1,80	1,80	1830
	3	Élément de mât long / Elemento di torre, lungo		132 HC 10,0	1,80	1,80	3430
		Tramo de torre largo / Peça de torre, comprida		132 HC 12,5	1,80	1,80	4200
16	1	<b>Grundturmstück / Base tower section</b>		132 HC 6,85	1,80	1,80	2610
		Mât de base / Elemento di torre base		132 HC 10,00	1,80	1,80	3530
		Tramo base / Peça de base de torre		170 HC 9,60	1,90	1,90	4480
				200 HC 8,85	2,30	2,30	4280
				290 HC 8,85 (12,42)	2,30 (2,30)	2,30 (2,30)	4830 (7940)
<b>Klettereinrichtung</b>		<b>Climbing equipment / Equipement de télescopage / Attrezzatura per allungamento della gru</b>		<b>Equipo de trepado / Acesórios p. subida no edificio</b>			
17	1	<b>Führungsstück kpl. / Guide section cpl. / Cage</b>		132 HC 6,45	2,10	2,42	3500
		télescopique cpl. / Gabbia di sopraelevazione compl.		132 HC 9,60	2,10	2,42	4440
		Torre de montaje completa / Peça de guia compl.		170 HC 9,04	2,31	2,28	4380
				200 HC 8,39	2,68	2,58 (3,04)	5200
				290 HC 8,39	2,68	2,58 (3,04)	5200
18	1	<b>Hydraulikanlage, Stütz- u. Klettertraverse / Hydraulic unit, supporting a climbing cross members</b>		132 HC 2,87	2,12	1,06	1050
		Système hydraulique avec traverses d'appui et de télescopage		170 HC 2,00	1,10	1,00	1100
		Sistema idraulico, traversa di appoggio e allungamento gru / Sistema hidráulico con traviesa de apoyo y trepado / Instalação hidráulica, travessa de apoio e subida		200 HC 2,30	1,25	1,00	1150
				290 HC 2,30	1,25	1,00	1150

<b>Unterwagen</b>			<b>Undercarriage / Châssis / Carro della gru</b>		<b>L (m)</b>	<b>B (m)</b>	<b>H (m)</b>	<b>kg*</b>
19	2	<b>Fahrschemel mit Antrieb</b> / Rail bogie with drive Bogie moteur / Telaio con gruppo propulsore Caja rodillo motriz / Quadro sem grupo de propulsão		132 HC	1,38	0,88	0,87	900
				170 HC	1,46	0,84	0,87	920
				200 HC	1,46	0,84	0,87	920
				290 HC	1,63 (1,46)	0,92 (0,84)	0,95 (0,87)	1690 (920)
20	2	<b>Fahrschemel ohne Antrieb</b> / Rail bogie without drive Bogie fou / Telaio senza gruppo propulsore / Caja rodillo conducido / Quadro com grupo de propulsão		132 HC	1,17	0,60	0,87	860
				170 HC	1,15	0,60	0,87	880
				200 HC	1,15	0,60	0,87	880
				290 HC	1,37 (1,15)	0,62 (0,60)	0,95 (0,87)	1340 (880)
21	1	<b>Tragholm lang</b> / Long support arm Longeron long / Longherone lungo Braço soporte largo / Travessa comprida		132 HC	7,12	0,78	0,65	950
				170 HC	7,15	0,80	0,70	1070
				200 HC	9,10	0,82	0,74	1350
				290 HC	9,10 (11,95)	0,80 (0,82)	0,80 (0,80)	1650 (2200)
22	2	<b>Tragholm kurz</b> / Short support arm Longeron court / Longherone corto Braço soporte corto / Travessa curta		132 HC	3,45	0,56	0,55	408
				170 HC	3,45	0,60	0,70	500
				200 HC	4,41	0,62	0,71	615
				290 HC	4,45 (5,58)	0,77 (0,65)	0,77 (0,77)	800 (1035)
23	2 + 2	<b>Randträger</b> / Border support Traverse / Supporti base Traviesa / Apoio de bordo		132 HC	4,02	0,35	0,12	95
				170 HC	4,08 - 4,30	0,16 - 0,33	0,11 - 0,14	80 - 200
				200 HC	5,48 - 5,46	0,11 - 0,17	0,16 - 0,38	118 - 454
				290 HC	5,46 - 5,40 (7,52 - 7,46)	0,11 - 0,18 (0,1 - 0,17)	0,16 - 0,38 (0,1 - 0,38)	175 - 525 (366 - 912)
24	4	<b>Stützholm</b> / Support strut Hauban de châssis / Correnti di appoggio Tirante vertical / Travessa de apoio		132 HC	3,78	0,15	0,22	200
				170 HC	3,53	0,25	0,17	240
				200 HC	4,23	0,17	0,25	275
				290 HC	4,14 (6,55)	0,18 (0,22)	0,25 (0,25)	320 (600)
25	1	<b>Unterwagen-Turmstück</b> / Undercarriage tower section Mât de châssis / Elemento di torre del carro Tramo de carro / Peça de torre do chassis		132 HC	3,50	2,06	2,06	1320
				170 HC	3,30	2,15	2,15	2000
				200 HC	3,73	2,52	2,52	1950
				290 HC	3,73 (6,70)	2,62 (2,53)	2,62 (2,53)	2550 (3800)
26	1	<b>Stapel Aufstiege und Podeste</b> / Bundle of ladders and platforms Faisceau d'échelles et de plates-formes / Serie di scale e rampe Paquete de escaleras y plataformas / Escadas e patamares		132 HC	3,50	1,20	1,00	1000
27	1	<b>Kiste mit Kleinteilen</b> / Crate with small parts Caisse contenant des accessoires / Cassa con accessori Caja con accesorios / Caixa de acessórios			2,00	1,00	1,00	2000

( ) **Angaben in Klammern gelten für 8 m-Unterwagen.** / The data in brackets are valid for an undercarriage of 8 m. / Les données techniques indiquées entre parenthèses sont valables pour un châssis de 8 m. / Caratteristiche in (..) valgono per carro di 8 m. / Los datos entre paréntesis son válidos para carro de 8 m. / Características em (..) válidas pelo chassis de 8 m.

\* **Einzelgewichte.** / Single weights. / Poids individuels. / Pesì di componenti. / Pesos unitarios. / Pesos de peças componentes.

**Konstruktionsänderungen vorbehalten!**  
Subject to alterations! / Sous réserves de modifications!  
Si fa riserva di modifiche! / ¡Sujeto a modificaciones!  
Salvo modificação da construçao!

**Sämtliche Angaben erfolgen ohne Gewähr.** / This information is supplied without liability.  
Ces renseignements sont sans garantie. / Le indicazioni contenute si intendono salvo errori ed omissioni.  
Declinamos toda responsabilidad derivada de la información proporcionada. / Declinamos qualquer  
responsabilidade quanto à informação fornecida.